






DuPage County COVID-19 School Metrics¹

DuPage County COVID-19 Community Transmission Level: **MODERATE**

Week 37, 9/6/2020-9/12/2020

COVID-19 School Metric	Value	Trend	Community Transmission Level by Metric
Illinois Department of Public Health (IDPH) County-Level Risk Metric Color <small>Source: IDPH County Level COVID-19 Risk Metrics</small>	Transitioned to ORANGE (IDPH-defined) once in the last 4 weeks ²	Stable	Moderate
New Cases per 100,000 per Week² <small>Source: IDPH County Level COVID-19 Risk Metrics</small>	75 per 100,000 per week	 <small>Down from 89 per 100,000 in Week 36</small>	Moderate
Weekly Case Count Trend^{3,4} <small>Source: Illinois-National Electronic Disease Surveillance System (I-NEDSS)</small>	Week 35 to Week 36 = +15.6% Week 36 to Week 37 = -12.9%		<i>Criteria for increase for two consecutive weeks were not met.</i>
Weekly Youth (<20 years old) Case Count Trend^{3,4} <small>Source: I-NEDSS</small>	Week 35 to Week 36 = +43.5% Week 36 to Week 37 = -24.5%		<i>Criteria for increase for two consecutive weeks were not met.</i>
Weekly Test Positivity² <small>Source: IDPH COVID-19 County & School Metrics</small>	5.7%	 <small>Up from 4.8% in Week 36</small>	Moderate
Neighboring/Regional Indicator Level⁵ <small>Source: IDPH County Level COVID-19 Risk Metrics</small>	No county in orange this week but orange in the past 4 weeks		Minimal

Footnotes:

¹ Based on DuPage County Health Department “Return to School Framework” available at: www.dupagehealth.org/595/Schools-and-Daycares

² For Week 37 (9/6/2020-9/12/2020)

³ Data are provisional as of 8:00am 9/17/2020 and subject to change.

⁴ Weekly county case count trend for weeks 35-37 (8/23/2020-9/12/2020)

⁵ Increasing trend: any county turning orange in most recent week; Stable trend: any county in orange for second consecutive or more weeks; Decreasing trend: no county in orange this week but orange in the past 4 weeks